

SHIKSHA SHASTRI

(B.Ed.)

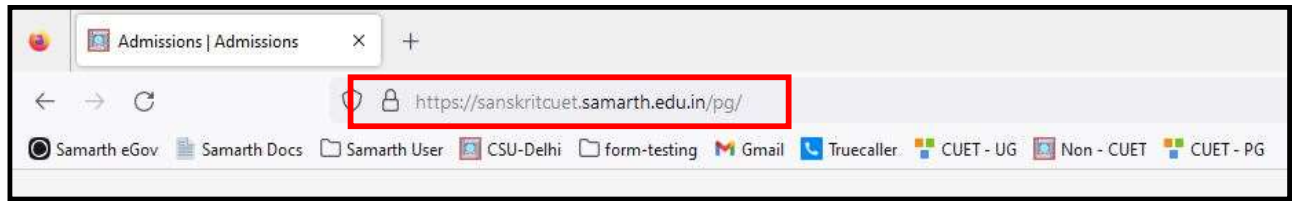
CUET-PG - 2023-24

FORM FILLING PROCESS

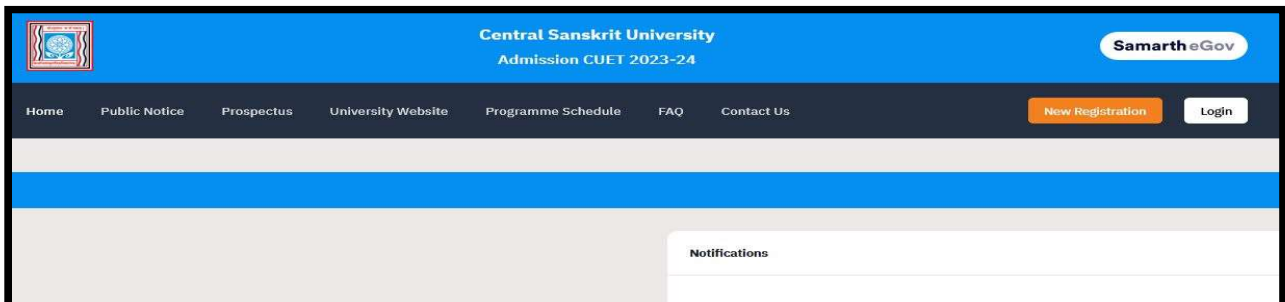
- A. Candidate Registration - Page 2 - 3
- B. Candidate Login & Profile - Page 4 - 17
- C. Programme Selection - Page 18 - 25
- D. Payment - Page 26 - 27

A. CANDIDATE REGISTRATION

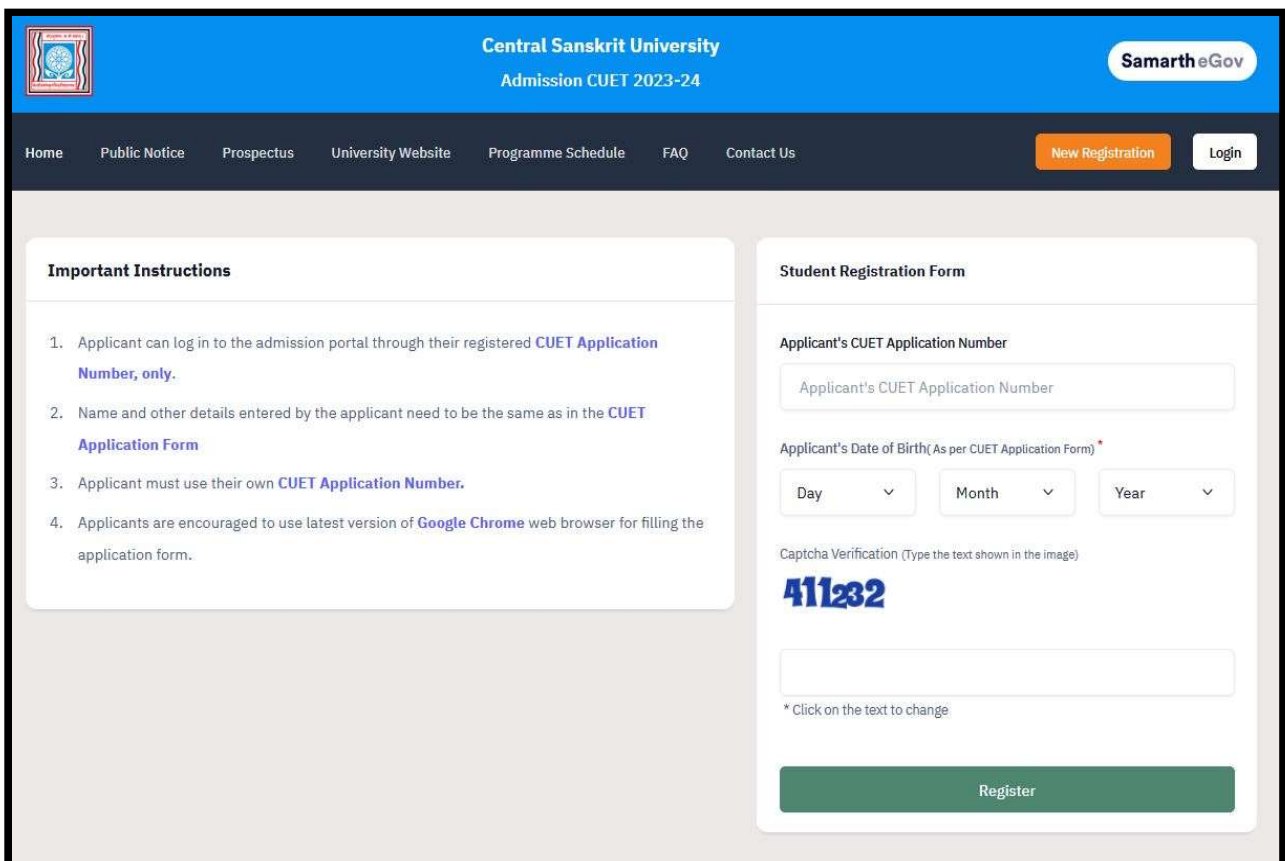
1. Type the URL of the website – <https://sanskritcuetsamarth.edu.in/pg/> and press Enter.



2. Landing page of the website will be opened. Now click on 'New Registration' button to open registration form.



3. Fill the details in the registration form and click on 'Register' button.



- 4. After clicking on 'Register' button, Account verification page will be opened. Enter the OTP received on your register Email address and create your password. Then enter Captcha and press 'Submit OTP' button.
 - a. In case of OTP not received, Click on 'Resend OTP' button.

Verify Account

Please do not refresh this page.
Time remaining to enter the OTP : 0 sec

Set your Password

Enter the OTP you received on your email a*i*.*i*g*@samarth.ac.in to verify your account.
If you don't have your Email ID access please contact University.

Please use this OTP for testing: 661736

OTP received on Mail

Set Password (Minimum 6 characters)

Re-Enter Password

Captcha Verification

53786

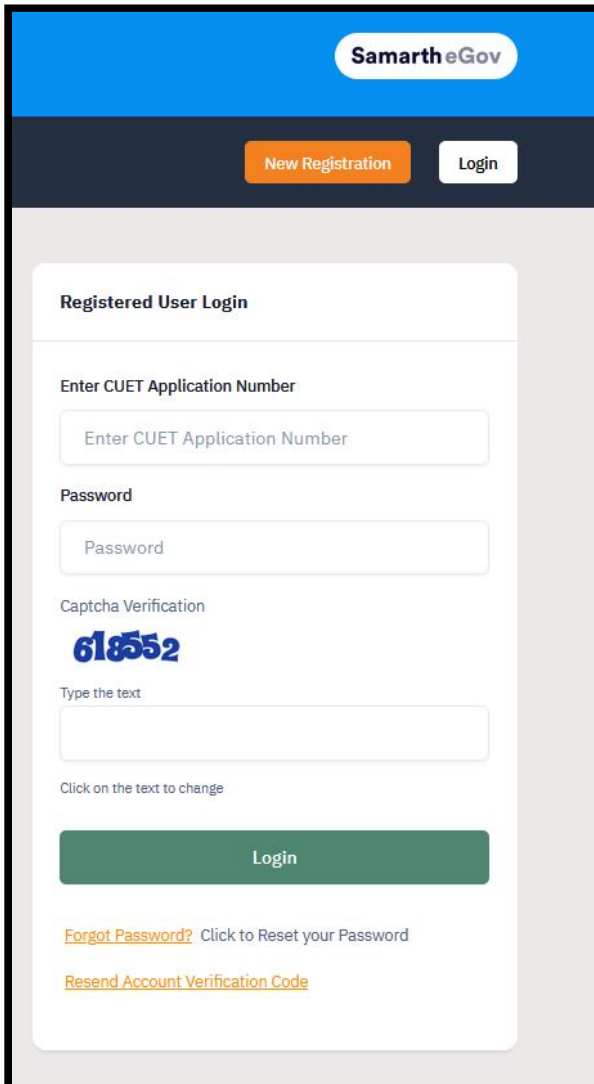
* Click on the text to change

Submit OTP

Resend OTP

B. CANDIDATE LOGIN & PROFILE

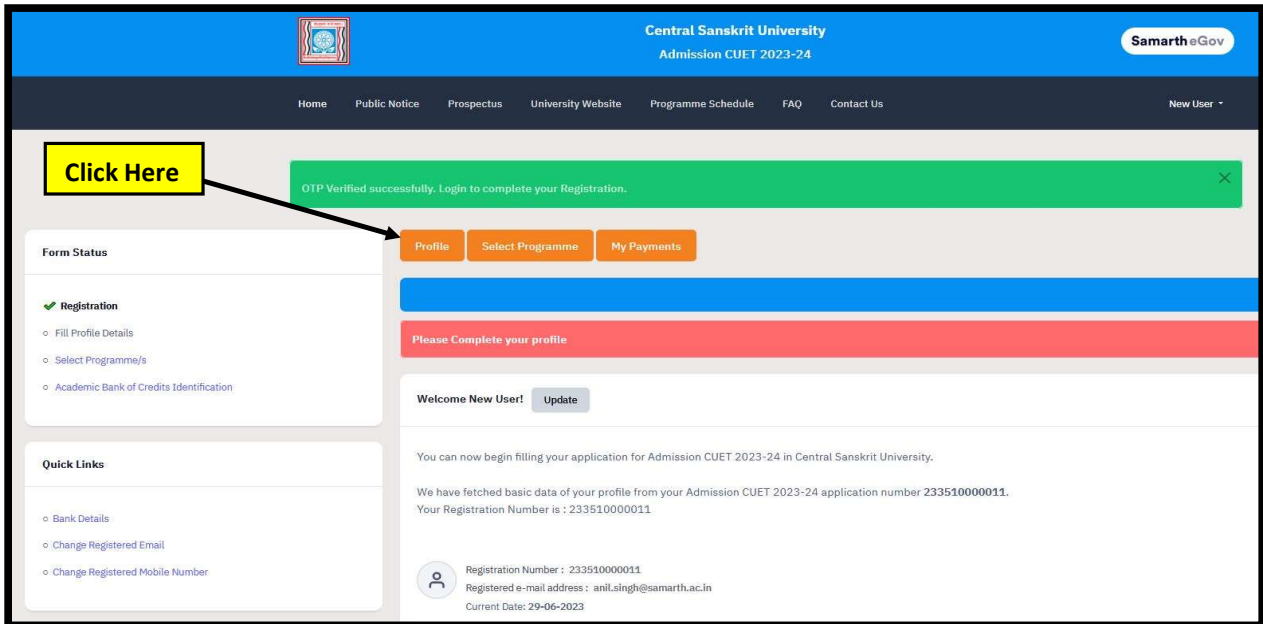
1. After submitting the OTP, verification message will be displayed and login page will be opened. Enter the required details and press 'Login' button.



The screenshot shows the 'Registered User Login' page on the Samarth eGov portal. The page has a blue header with the 'Samarth eGov' logo. Below the header, there are two buttons: 'New Registration' (orange) and 'Login' (white). The main content area is titled 'Registered User Login' and contains the following fields and elements:

- Enter CUET Application Number:** A text input field with the placeholder text 'Enter CUET Application Number'.
- Password:** A text input field with the placeholder text 'Password'.
- Captcha Verification:** A section displaying a captcha image with the number '618552'. Below the image is a text input field with the placeholder 'Type the text' and a link 'Click on the text to change'.
- Login Button:** A large green button labeled 'Login'.
- Links:** Two links are located at the bottom: '[Forgot Password?](#) Click to Reset your Password' and '[Resend Account Verification Code](#)'.

2. After login, candidate's Home page will be displayed. From here process has 3 major steps –
 - a. Profile
 - b. Select Programme
 - c. Payments.
- ➔ Click on 'Profile' button to open profile page. (image on next page)



Central Sanskrit University
Admission CUET 2023-24

Samarth eGov

Home Public Notice Prospectus University Website Programme Schedule FAQ Contact Us New User

Click Here

OTP Verified successfully. Login to complete your Registration.

Form Status

Profile Select Programme My Payments

Registration

- Fill Profile Details
- Select Programme/s
- Academic Bank of Credits Identification

Quick Links

- Bank Details
- Change Registered Email
- Change Registered Mobile Number

Please Complete your profile

Welcome New User! Update

You can now begin filling your application for Admission CUET 2023-24 in Central Sanskrit University.

We have fetched basic data of your profile from your Admission CUET 2023-24 application number 233510000011.
Your Registration Number is : 233510000011

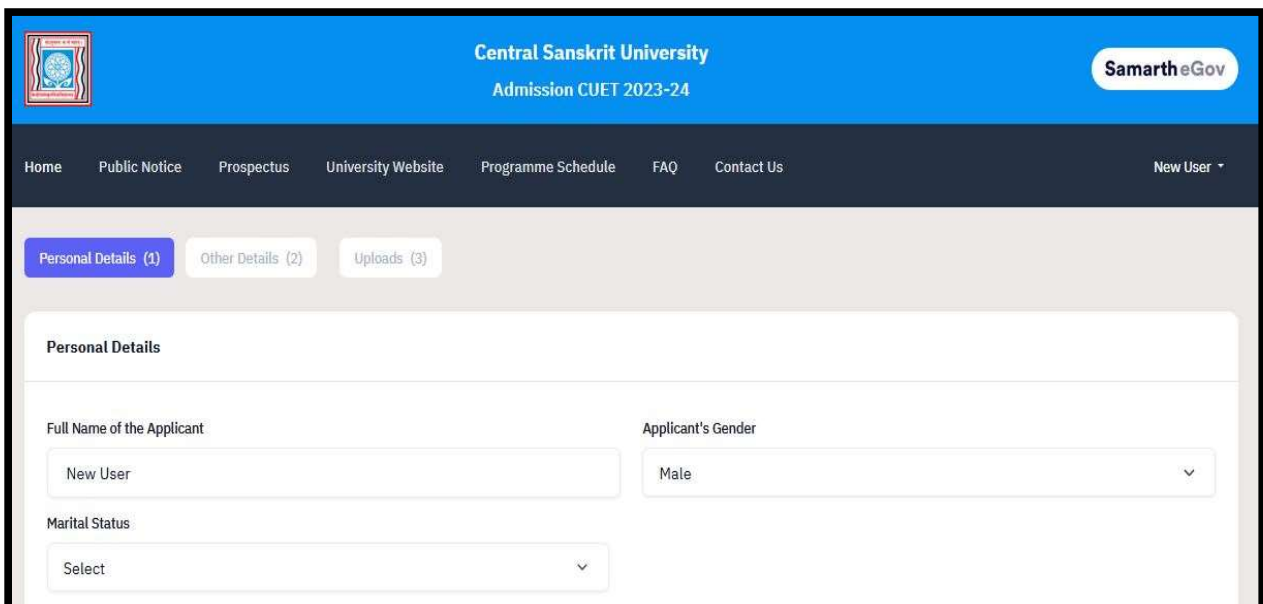
Registration Number : 233510000011
Registered e-mail address : anil.singh@samarth.ac.in
Current Date: 29-06-2023

3. Profile page has 5 sections –

- Personal Details
- Other Details
- Uploads

4. Personal Details Section has following 5 parts –

- Personal Details
- Family Details
- CSU Registration Details
- Other Categories/Quota
- Address



Central Sanskrit University
Admission CUET 2023-24

Samarth eGov

Home Public Notice Prospectus University Website Programme Schedule FAQ Contact Us New User

Personal Details (1) Other Details (2) Uploads (3)

Personal Details

Full Name of the Applicant Applicant's Gender

New User Male

Marital Status

Select

5. Fill all the parts in Personal Details Section –
a. Personal Details (images below with Options dropdown)

Personal Details

Full Name of the Applicant:

Applicant's Gender:

Marital Status:

Applicant's Date of Birth*
Day: Month: Year:

Age as on Year Jul 1, 2023:

Category:

Applicant's Registered Email:

Alternate Email:

Registered Mobile Number:

Alternate Mobile Number (Parent's/Guardian's):

Blood Group:

Are you citizen of India?:

Religion:


Mother Tongue:

ID Proof (Govt. approved Identity Proof with address details):

ID Proof No:

i. Gender Options (choose anyone)

Applicant's Gender


Select

Male

Female

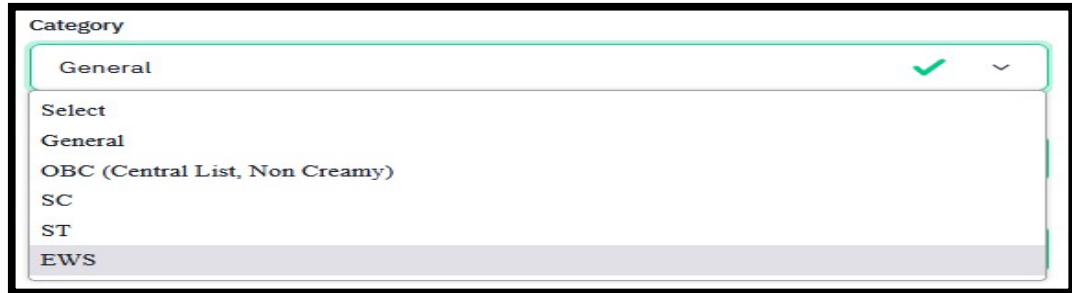
Transgender

ii. Marital Status Options (choose anyone)



The screenshot shows a dropdown menu titled "Marital Status". The selected option is "Never Married", indicated by a green checkmark and a downward arrow. Below the dropdown, a list of options is shown: "Never Married", "Married", "Divorced", and "Widowed".

iii. Category Options (choose anyone)



The screenshot shows a dropdown menu titled "Category". The selected option is "General", indicated by a green checkmark and a downward arrow. Below the dropdown, a list of options is shown: "General", "OBC (Central List, Non Creamy)", "SC", "ST", and "EWS".

1. If you choose OBC (Central List, Non Creamy) option, then you have to fill the following details

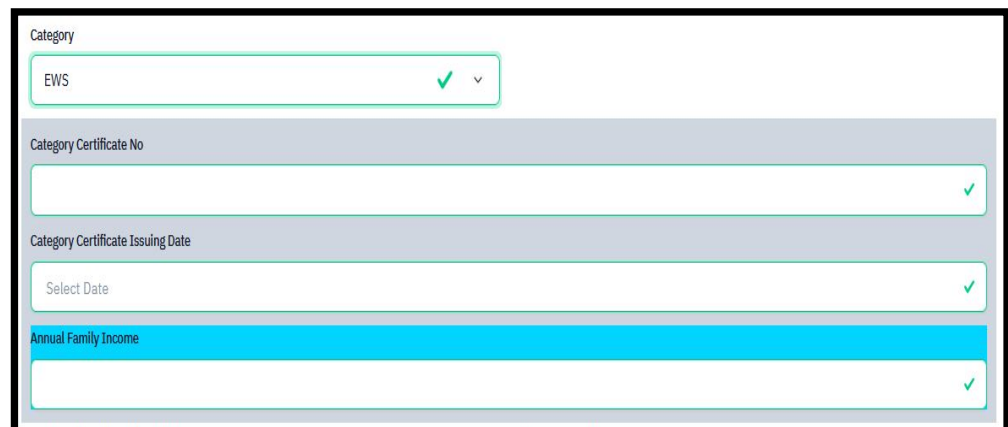
a. Note – For Certificate must be issued after 01 April 2023.



The screenshot shows a form for the OBC category. The "Category" dropdown is set to "OBC (Central List, Non Creamy)". Below it, there are three input fields: "Category Certificate No", "Category Certificate Issuing Date", and "Annual Family Income". Each field has a green checkmark and a downward arrow. A note at the bottom states: "For OBC (Central List, Non Creamy) and EWS Category: The certificate must be issued on or after: 01 April 2023".

2. If you choose EWS option, then you have to fill the following details

a. Note – For Certificate must be issued after 01 April 2023.



The screenshot shows a form for the EWS category. The "Category" dropdown is set to "EWS". Below it, there are three input fields: "Category Certificate No", "Category Certificate Issuing Date", and "Annual Family Income". Each field has a green checkmark and a downward arrow.

iv. Blood Group Options (choose anyone)

Blood Group

O+ ✓ ▾

Select

Not Applicable

O-

O+

A-

A+

B-

B+

AB-

AB+

v. Religion Options (choose anyone)

Religion

Other ✓ ▾

Select

Hinduism

Islam

Christianity

Sikhism

Buddhism

Jainism

Zoroastrianism

Judaism

Other

vi. ID Proof Options (choose anyone)

ID Proof (Govt. approved Identity Proof with address details)

Select Id Proof ! ▾

Select Id Proof

Voter Id

PanCard

Ration Card

Indian passport

Overseas Citizenship of India

Driving license in India

Other

b. Family Details (images below with Options dropdown) –

Family Details

Mother's Name	Mother's Occupation
<input type="text" value="Mother"/>	<input type="text" value="Not Applicable"/>
Mother's Qualification	Mother's Office Address
<input type="text" value="Select"/>	<input type="text"/>
Mother Staff Type	Mother Designation
<input type="text"/>	<input type="text"/>
Mother Salary	Mother's Mobile Number
<input type="text" value="Select"/>	<input type="text"/>
Father's Name	पिता का नाम
<input type="text" value="Father"/>	<input type="text"/>
Father's Occupation	Father's Qualification
<input type="text" value="Select"/>	<input type="text" value="Select"/>
Father's Office Address	Father Staff Type
<input type="text"/>	<input type="text"/>
Father Designation	Father Salary
<input type="text"/>	<input type="text" value="Select"/>
Father's Mobile Number	Emergency Contact Number
<input type="text"/>	<input type="text"/>
Combined Family Income	
<input type="text" value="Not Applicable"/>	

i. Mother's Occupation and Father's Occupation Options

Mother's Occupation

- Select
- Not Applicable**
- Agriculture
- Business
- Deceased
- Government Service
- Home Maker
- Other
- Private Sector
- Professional
- Retired
- Self Employed
- Un Employed

ii. **Mother's Qualification and Father's Qualification Options**

Mother's Qualification

None

Select

Post Graduation

Graduation

Non Graduate

None

Not Applicable

iii. **Mother's Salary and Father's Salary Options**

Mother Salary

Not Applicable

Select

Not Applicable

Less than 1,00,000

Up to 2,00,000

Up to 3,00,000

Up to 4,00,000

Up to 5,00,000

Up to 6,00,000

Up to 7,00,000

Up to 8,00,000

More than 8,00,000

iv. **Combined Family Income Options**

Combined Family Income

Not Applicable

Select

Not Applicable

Less than 1,00,000

Up to 2,00,000

Up to 3,00,000

Up to 4,00,000

Up to 5,00,000

Up to 6,00,000

Up to 7,00,000

Up to 8,00,000

More than 8,00,000

c. There are 2 parts here –

i. CSU registration details – For previously enrolled candidates of CSU.

ii. Other Category/Quota – Choose and fill the category if applicable.

CSU registration details (if applicable)

Have you enrolled in Central Sanskrit University before?

Select

Other Category/Quota

Person with Benchmark Disabilities (PwBD) Category

Select

Kashmiri Migrant

Not Applicable

Prime Minister's Special Scholarship Scheme for J&K Students

Not Applicable

Sikkimese Students nominated by the Govt. of Sikkim

Not Applicable

Children/ Widows of Armed Forces Personnel

Not Applicable

Do you belong to wards to Ex-service Man?

Select

Single Girl Child Quota

Select

Cultural Activities Quota(CCA Quota)

Select

Sports Quota*

Select

➔ If you have previously enrolled in Central Sanskrit University. These candidates have to fill required details.

CSU registration details (if applicable)

Have you enrolled in CSU before? *

Yes

Please enter registration/enrollment number *

Name of School/Department/Faculty/College *

Programme registered in *

Year of Registration *

Select

- d. In Address part, fill your Correspondence Address and Permanent Address, then click 'Save and Next' button.

Address

Correspondence Address

Address District

Country State

City Pincode

Permanent Address Click if Same As Correspondence Address

Address District

Country State

City Pin Code

[Save and Next](#)

- e. Check the profile preview, if you are satisfied with details, click 'Proceed to Next' button, and otherwise click on 'Update Details' to edit your details.

Profile Details (1)
Other Details (2)
Uploads (3)

Profile Details

PERSONAL DETAILS	
Full Name of the Applicant : ALPHA BETA GAMMA	Gender : Female
Marital Status : Never Married	
Date of Birth : 1 January 2010 Age as on : Jul 1, 2023: 13 Years 6 Month 0 Days	Category : EWS Certificate Number : 123456789012 Certificate Issuing Date : 2023-06-01 Annual Family Income : 90000.00
Blood Group : O+	Religion : Parsi
Nationality: Indian	Mother Tongue : Marathi
Registered Email : anil.singh@samarth.ac.in	Registered Mobile Number : 8800255725
Alternate Email : <i>Not Provided</i>	Alternate Mobile : 9876543210
Permanent Address : Indira Nagar, Lucknow, Lucknow, Uttar Pradesh -226001, India	Correspondence Address : Indira Nagar, Lucknow, Lucknow, Uttar Pradesh -226001, India
ID Proof (Govt. approved Identity Proof with address details) : Other	ID Proof No : 123456789012

OTHER CATEGORY/QUOTA
Person with Benchmark Disabilities (PwBD) Category : Physical Disability Percentage : 50.00
Kashmiri Migrant : Yes
Prime Minister's Special Scholarship Scheme for J&K Students : Yes
Sikkimese Students nominated by the Govt. of Sikkim : Not Applicable
Children/ Widows of Armed Forces Personnel : Armed Forces Priority I
Do you belong to wards to Ex-service Man? : Yes
Single Girl Child Quota : Yes
Cultural Activities Quota(CCA Quota) : Dance
Sports Quota Yes [], Level of Participation:

6. Fill all the parts in Other Details Section (images below with Options Dropdown) –

Other Details

Do you have any illness which requires continuous or emergency medical attention?

Select

Academic Bank of Credits (ABC-ID) [To create abc id [Click Here](#)]

Any Year Gap

Select

Do you have NCC Certificate?

Select

Have you participated in National Service Scheme (NSS) Camp?

Select

Are you ward of University Employee (Father / Mother working in Central Sanskrit University)?

Select

Do you have passport or applied for Passport ?

Select

a. If you have any illness which require emergency medical attention, then state the nature of illness

Do you have any illness which requires continuous or emergency medical attention?

Yes

Nature of illness

Nature of illness cannot be blank.

b. If any of the details is 'Yes', then you are required to provide the following details –

Do you have NCC Certificate?	<input type="text" value="Yes"/> ✓	Type of NCC Certificate	<input type="text"/>
		<small>Type of NCC Certificate cannot be blank.</small>	
Have you participated in National Service Scheme (NSS) Camp?	<input type="text" value="Yes"/> ✓	Duration of services rendered (Only in hours)	<input type="text"/>
		<small>Duration of services rendered (Only in hours) cannot be blank.</small>	
Are you ward of University Employee (Father / Mother working in Central Sanskrit University)?	<input type="text" value="Yes"/> ✓	Department Name (Only for Staff Quota)	<input type="text"/>
		<small>Department Name (Only for Staff Quota) cannot be blank.</small>	
		Designation Name (Only for Staff Quota)	<input type="text"/>
		<small>Designation Name (Only for Staff Quota) cannot be blank.</small>	
		Employee ID (Only for Staff Quota)	<input type="text"/>
		<small>Employee ID (Only for Staff Quota) cannot be blank.</small>	
Do you have passport or applied for Passport ?	<input type="text" value="Yes"/> ✓	Passport number / Tatkal passport application number	<input type="text"/>
		<small>Passport number / Tatkal passport application number cannot be blank.</small>	

c. Provide the Languages Proficiency details and click on 'Save and Next' button to see preview –

LANGUAGE	PROFICIENCY (READING/WRITING/SPEAKING)
English	<input type="checkbox"/> Reading <input type="checkbox"/> Writing <input type="checkbox"/> Speaking
Hindi	<input type="checkbox"/> Reading <input type="checkbox"/> Writing <input type="checkbox"/> Speaking
Other Language 1 <input type="text"/>	<input type="checkbox"/> Reading <input type="checkbox"/> Writing <input type="checkbox"/> Speaking
Other Language 2 <input type="text"/>	<input type="checkbox"/> Reading <input type="checkbox"/> Writing <input type="checkbox"/> Speaking

[Save and Next](#)

- d. If you are satisfied with the details, then Click on 'Proceed to Next' otherwise click on 'Update' button to edit details –

Profile Details (1)
Other Details (2)
Uploads (3)

Other Details

Do you have any illness which requires continuous or emergency medical attention?	Yes (Bypass Surgery)
Academic Bank of Credit (ABC-ID)	Not Provided
Any Year Gap	Yes
Do you have NCC Certificate?	Yes (School Level)
Have you participated in National Service Scheme (NSS) Camp?	Yes [Duration of services rendered (Only in hours) 125.00]
Do you have passport or applied for Passport ?	Yes, Passport number : (12345678)
Are you ward of University Employee (Father / Mother working in Central Sanskrit University)?	Yes Department Name (Only for Staff Quota): Academic, Designation Name (Only for Staff Quota): Assistant Professor, Employee ID (Only for Staff Quota): 12345678
Language	Proficiency (Reading/Writing/Speaking)
English	Reading Writing
Hindi	Reading Writing Speaking

< Back to Profile Details
Update
Proceed to Next >

7. Complete all the parts in Profile Uploads Section –

Profile Details (1)
Other Details (2)
Uploads (3)

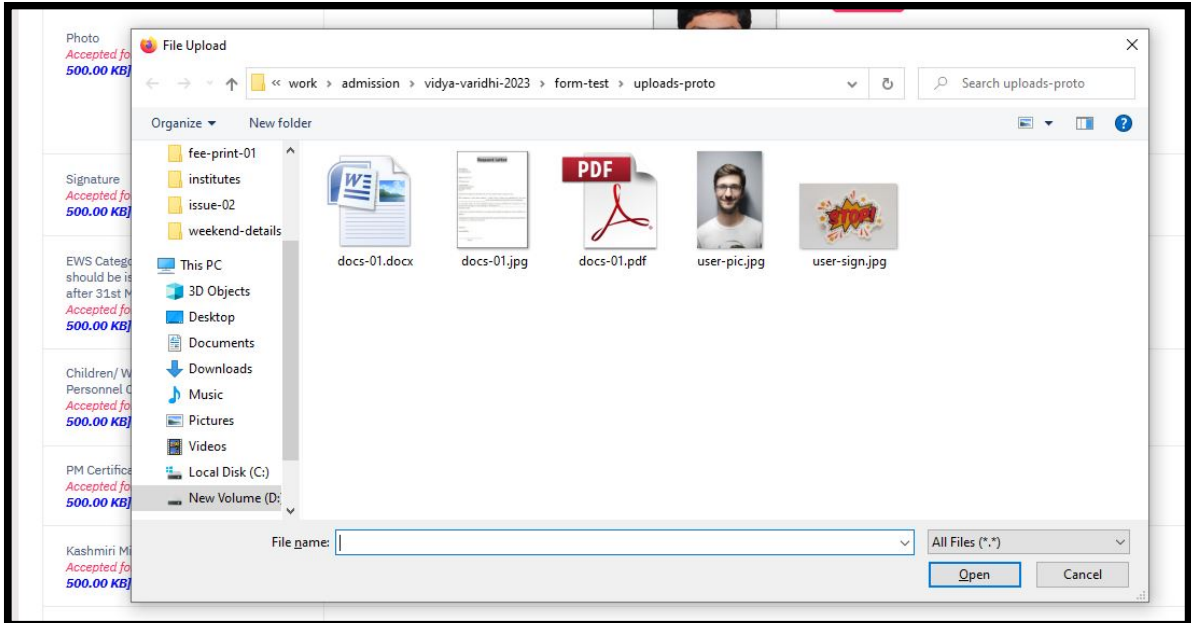
Uploads

Instruction for Uploading Image/Photo of Document, Certificate, Marksheet and Signature

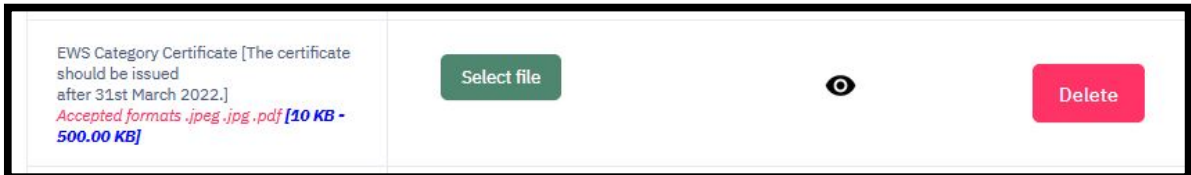
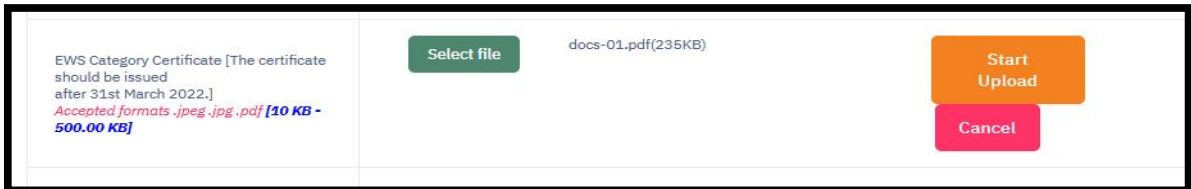
- Digital Photo and Signature are required in .jpg or .jpeg image format.
- File size of digital photo must be within 10kb to 500.00 KB limit.
- Document/Certificate/Marksheet related size of digital photo must be within 10kb to 500.00 KB limit.

Photo <small>Accepted formats .jpeg .jpg [10 KB - 500.00 KB]</small>	<div style="display: flex; justify-content: space-around; align-items: center;"> Select file Delete </div>
Signature <small>Accepted formats .jpeg .jpg [10 KB - 500.00 KB]</small>	<div style="display: flex; justify-content: space-around; align-items: center;"> Select file Delete </div>
EWS Category Certificate [The certificate should be issued after 31st March 2022.] <small>Accepted formats .jpeg .jpg .pdf [10 KB - 500.00 KB]</small>	<div style="display: flex; justify-content: center; align-items: center;"> Select file </div>
Children/ Widows of Armed Forces Personnel Certificate <small>Accepted formats .jpeg .jpg .pdf [10 KB - 500.00 KB]</small>	<div style="display: flex; justify-content: center; align-items: center;"> Select file </div>
PM Certificate <small>Accepted formats .jpeg .jpg .pdf [10 KB - 500.00 KB]</small>	<div style="display: flex; justify-content: center; align-items: center;"> Select file </div>

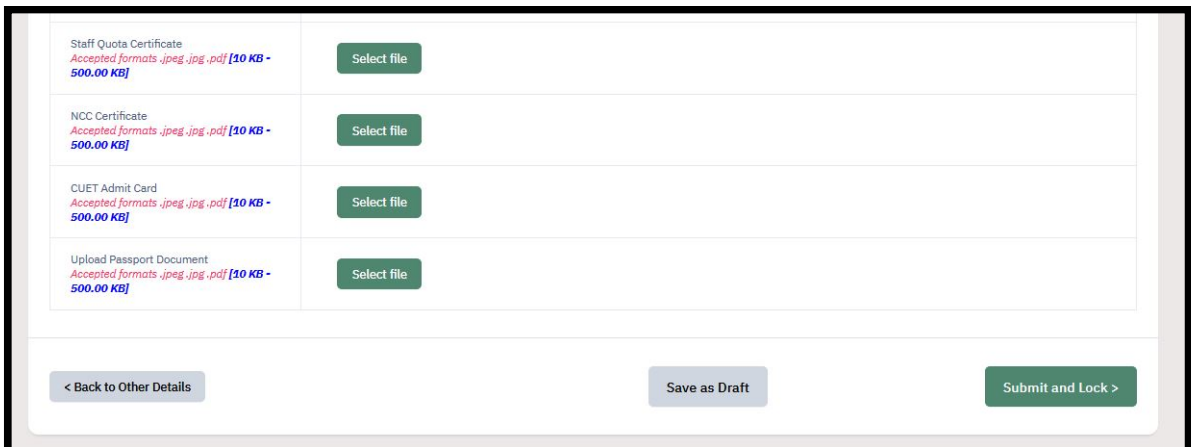
- a. To upload any file, first click on 'Select File' button, a window will be opened. Choose the appropriate file and click on 'Open' button.



- b. Now click on 'Start Upload' button to upload file. After it, you can also view your file by clicking on 'Eye' Logo.



- c. After uploading all the required files, click on 'Submit and Lock' button, otherwise click on 'Save as Draft' button to edit details later or to resume the process late.



- d. If you click on 'Submit and Lock' button, an alert window will be opened, here tick the declaration box and click on 'Confirm and Lock' button to submit, otherwise click on 'Cancel' button to edit your details.

Submit and Lock Profile Details

This is an important step. Please ensure that you have verified the profile details for correctness. No modification will be allowed after this step.

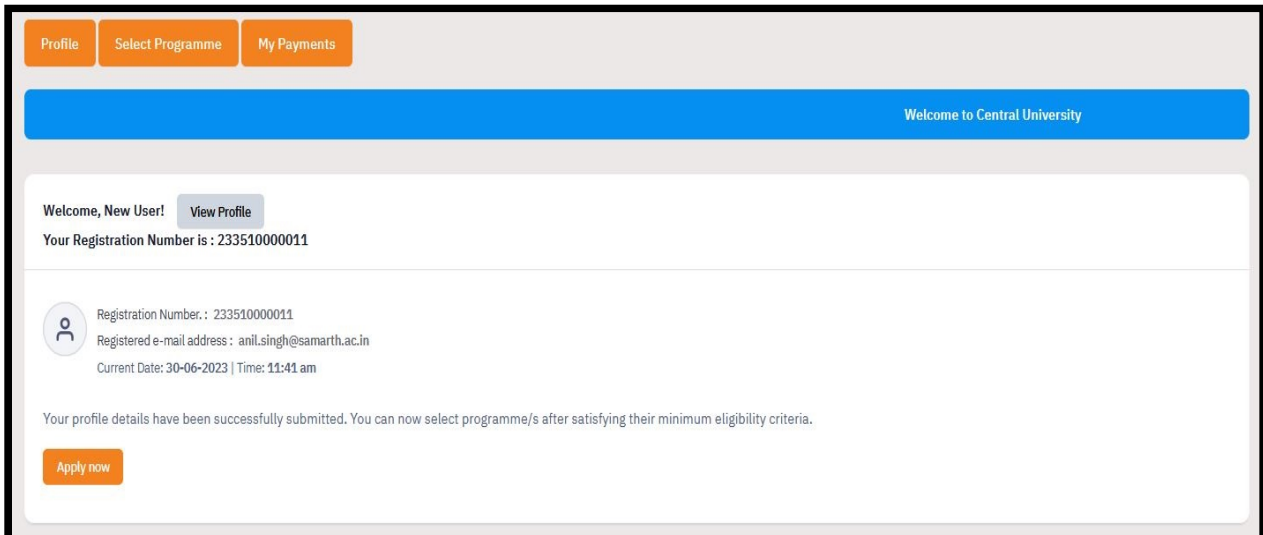
Click on **"Confirm and Lock"** if you are sure to proceed, else click on **"Cancel"** to go back to the last viewed page.

I do hereby declare that all the statement made in the profile details are true, complete and correct to the best of my knowledge and belief. I am duly aware that in the event of any particulars or information furnished by me is found to be false/incorrect/incomplete or if i am found indulging in some unlawful act at any time during the course period, my candidature is liable to be summarily rejected/cancelled.

Cancel OR **Confirm and Lock**

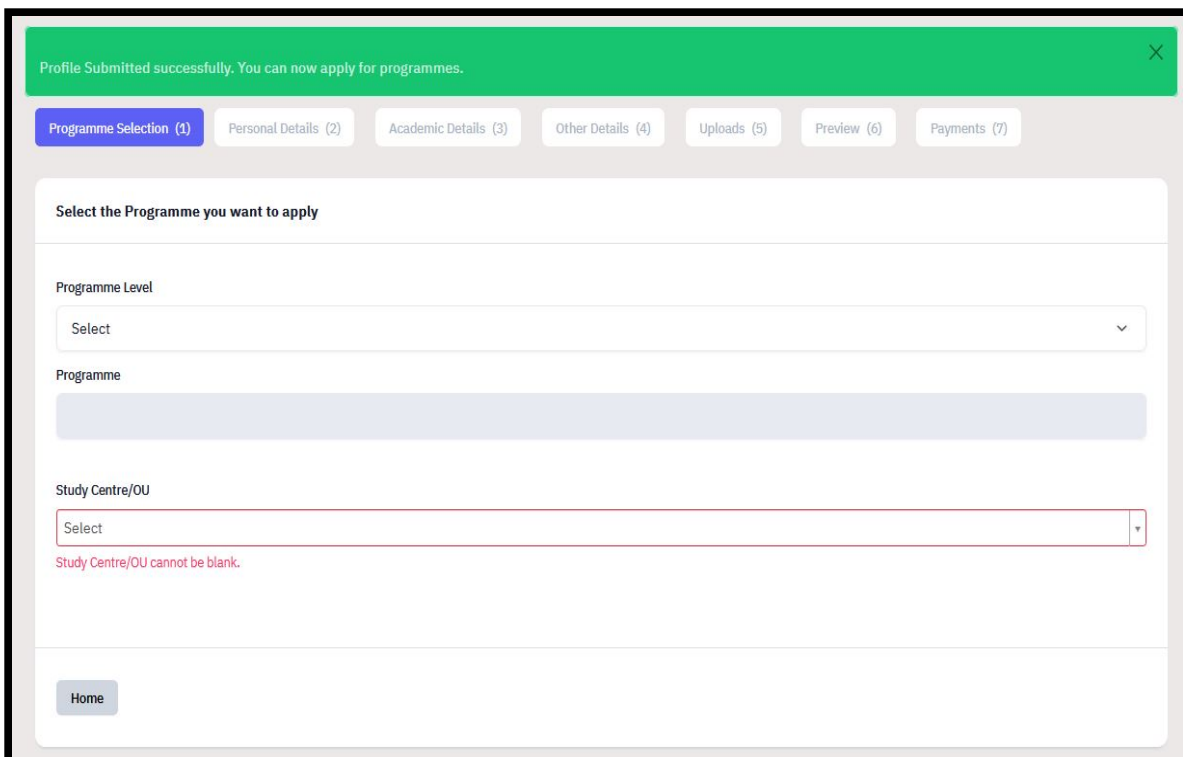
C. PROGRAMME SELECTION

1. After completing the profile details, other details and uploads, you will be redirected to Candidate Home Page. From here, candidate can go for step 2 i.e. 'Select Programme'. To proceed, click on 'Select Programme' button.



The screenshot shows the 'Candidate Home Page' with a navigation bar containing 'Profile', 'Select Programme', and 'My Payments' buttons. A blue banner at the top reads 'Welcome to Central University'. Below this, a white box contains the text 'Welcome, New User!' and a 'View Profile' button. The registration number is displayed as '23351000011'. A profile card shows a user icon, registration number, email address, and current date/time. A message states: 'Your profile details have been successfully submitted. You can now select programme/s after satisfying their minimum eligibility criteria.' An 'Apply now' button is located at the bottom left of the profile card.

2. In Programme Level, Choose 'Bachelor (Undergraduate Programme)' option from the dropdown and choose B.Ed. Programme in Programme dropdown. Then choose your preferred Study Centre/OU from respective dropdowns. After choosing all the option, 'Proceed' button will be visible, click on it.



The screenshot shows a 'Profile Submitted successfully. You can now apply for programmes.' message at the top. Below it is a navigation bar with buttons for 'Programme Selection (1)', 'Personal Details (2)', 'Academic Details (3)', 'Other Details (4)', 'Uploads (5)', 'Preview (6)', and 'Payments (7)'. The main form area is titled 'Select the Programme you want to apply' and contains three dropdown menus: 'Programme Level' (with 'Select' as the current selection), 'Programme' (with a greyed-out selection area), and 'Study Centre/OU' (with 'Select' as the current selection). A red error message below the 'Study Centre/OU' dropdown reads 'Study Centre/OU cannot be blank.' A 'Home' button is located at the bottom left of the form.

3. After choosing your preferred study centre, a preference option section will be opened. Choose your preferences and then click on 'Proceed' button.

Study Centre/OU

SHRI RANBIR CAMPUS

Campus Preference

College/Institute	Preference
SHRI RANBIR CAMPUS	1st Preference
SHRI SADASHIV CAMPUS	2nd Preference
GURUVAYOOR CAMPUS	4th Preference
JAIPUR CAMPUS	3rd Preference
LUCKNOW CAMPUS	6th Preference

4. Next section is Personal Details Preview. It show the details previously submitted by you, view it and click on 'Next' button.

Programme Selection (1) **Personal Details (2)** Academic Details (3) Other Details (4) Uploads (5) Preview (6) Payments (7)

Personal Details

PERSONAL DETAILS

Full Name of the Applicant : ALPHA BETA GAMMA	Gender : Female
Marital Status : Never Married	
Date of Birth : 1 January 2010 Age as on : Jul 1, 2023: 13 Years 6 Month 0 Days	Category : EWS Certificate Number : 123456789012 Certificate Issuing Date : 2023-06-01 Annual Family Income : 90000.00

Single Girl Child Quota : Yes

Cultural Activities Quota(CCA Quota) : Dance

Sports Quota Yes [], Level of Participation:

Previous Next

5. Next is 'Academic Details' section. It has 3 sections –
 - a. 'Applicable Eligibility Criteria' Section
 - b. 'Qualification details – X or equivalent' Section
 - c. 'Qualification details – XII or equivalent' Section

6. Now fill the required details –

- a. In 'Applicable Eligibility Criteria' Section, tick the box if you fulfill the requirement.

Programme Selection (1) Personal Details (2) **Academic Details (3)** Other Details (4) Uploads (5) Preview (6) Payments (7)

Select Applicable Eligibility Criteria (Read Information Bulletin/Prospectus for Eligibility Criteria)

Applicable Eligibility Criteria

Prakshastri, Uttar Madhyama, Veda Vibhushan, Senior Secondary, Higher Secondary, 10+2 Passed and equivalent

- b. In 'Qualification details – X or equivalent' Section, provide the required details.

Qualification Details - X or Equivalent

Class X Year of Passing

Class X Percentage (If your mark is in CGPA, please convert to equivalent percentage as per your CGPA score and CGPA Scale)

Class X Division

Class X Name of the Institution

Class X Board/University

Class X Subject Combination

Class X Roll/Registration Number

- c. In 'Qualification details – XII or equivalent' Section, provide detail. If your Qualification Status is 'Appearing', then you do not have to provide subject details, otherwise you have to provide your subject details. (2 images; 2nd image on next page).

Qualification Details - XII or Equivalent

Class XII Qualification Status

XII Year of Passing Final Examination

Class XII Percentage (If your mark is in CGPA, please convert to equivalent percentage as per your CGPA score and CGPA Scale)

Class XII Division

Class XII Name of the Institution

Class XII Board/University

Class XII Subject Combination







Have you Passed Class XII With Mathematics Yes No

Class XII Roll/Registration Number

XII Qualifying Degree State

XII Qualifying Degree Pincode

- d. In 'Qualification details – Graduation or equivalent' Section, provide detail. If your Qualification Status is 'Awaited', then you do not have to provide subject details, otherwise you have to provide your year wise or semester wise marks details. (2 images; both images on next page).

Qualification Details - Graduation or Equivalent	
Graduation Qualification Status	Passed  
Graduation Year of Passed Final Examination	2023 
Graduation Subject Combination	Hindi, Sanskrit, home science 
Have You Passed Graduation with Honours	<input type="radio"/> Yes <input checked="" type="radio"/> No
Graduation Name of the Board/University	Central University
Graduation Institution/College	CENTRAL SANSKRIT UNIVERSITY 
Graduation Course Name	Shastri
Graduation Division	NA
Ug Qualifying State	Uttar Pradesh 
Ug Qualifying Pincode	226001
Graduation Roll/Registration Number	12345678

Result Declaration Type CGPA/SGPA ONLY

Graduation Percentage [For Candidates whose qualification status is "Appeared / Appearing", average percentage till last examination should be provided (If your mark is in CGPA, please convert to equivalent percentage as per your CGPA score and CGPA Scale)] 80.00 ✓

Term Duration (Semester / Year) (Total (If passed) / Upto Last Term (If Appeared/Appearing)) 3 ✓

Year/Semester	Total Marks Obtained <small>(including honours, general, elective, compulsory, open papers etc.)</small>	Total Max. Marks <small>(including honours, general, elective, compulsory, open papers etc.)</small>	Percentage
I	70.00	100.00	70.
II	0.00	0.00	0.0
III	0.00	0.00	0.0
Total	70.00	100.00	70.

Previous
Save and Next

e. After providing all the details, click on 'Save and Next' button to view the preview page.

Programme Selection (1)
Personal Details (2)
Academic Details (3)
Other Details (4)
Uploads (5)
Preview (6)
Payments (7)

Selected Eligibility Criteria

- Prakshastri, Uttar Madhyama, Veda Vibhushan, Senior Secondary, Higher Secondary, 10+2 Passed and equivalent

f. If you are satisfied with the details, click on 'Next' button to proceed to next step, otherwise click on 'Update' button to edit the details.

Class XII Roll/Registration Number	12345678
Have you Passed Class XII With Mathematics	Yes

XII Score Card
NA

Previous
Update
Next

7. Next step is 'Other details' section. This part shows the details provided by you earlier. View the details and click on 'Next' button.

Other Details	
Do you have any illness which requires continuous or emergency medical attention?	Yes (Bypass Surgery)
Academic Bank of Credit (ABC-ID)	Not Provided
Any Year Gap	Yes
Do you have NCC Certificate?	Yes (School Level)
Have you participated in National Service Scheme (NSS) Camp?	Yes [Duration of services rendered (Only in hours) 125.00]
Do you have passport or applied for Passport ?	Yes, Passport number : 12345678
Are you ward of University Employee (Father / Mother working in Central Sanskrit University)?	Yes Department Name (Only for Staff Quota): Academic, Designation Name (Only for Staff Quota): Assistant Professor, Employee ID (Only for Staff Quota): 12345678
Language	Proficiency (Reading/Writing/Speaking)
English	Reading Writing
Hindi	Reading Writing Speaking

Previous Next

8. Next step is 'Uploads' section. Upload the files if required. Upload process is same as before. After uploading the files, click on 'Preview' button.

Class X (Scan both marksheet and certificate in a single file and upload) Accepted formats .jpeg .jpg .pdf [10 KB - 500.00 KB]	Select file
Class XII (Scan both marksheet and certificate in a single file and upload) Accepted formats .jpeg .jpg .pdf [10 KB - 500.00 KB]	Select file


Previous Preview

9. After it, Preview section will be shown with your filled details. Here you can view the preview. (image on next page)


SHASTRI (B.A.) in ADVAITA VEDANTA

Programme Selection (1) Personal Details (2) Academic Details (3) Other Details (4) Uploads (5) **Preview (6)** Payments (7)

Preview



Central Sanskrit University
Admission CUET 2023-24
SHASTRI (B.A.) in ADVAITA VEDANTA




TRANSACTION DETAILS	
Payment Status : Not Paid / Not Submitted	Payment Date :
Transaction ID :	Amount
PERSONAL DETAILS	
Full Name of the Applicant : ALPHA BETA GAMMA	Gender : Female
Marital Status : Never Married	
Date of Birth : 1 January 2010 Age as on : Jul 1, 2023: 13 Years 6 Month 0 Days	Category : EWS Certificate Number : 123456789012 Certificate Issuing Date : 2023-06-01 Annual Family Income : 90000.00

10. If you are satisfied with the details, click on 'Pay Fee' button, otherwise click on 'Previous' button.

Form Declaration

"I do hereby declare that all the statement made in the application are true, complete and correct to the best of my knowledge and belief. I am duly aware that in the event of any particulars or information furnished by me is found to be false/incorrect/incomplete or if i am found indulging in some unlawful act at any time during the course period, my candidature is liable to be summarily rejected/cancelled."Additionally undertaking for students whose results are awaited: "I, having been permitted to be provisionally admitted to University hereby undertake to produce the proof of having successfully qualified in the final qualifying examination with requisite percentage of marks if failing, I shall forthwith vacate the seat and shall have no claim for refund of fees already paid."



Previous
Pay Fee

D. PAYMENT

1. There are 2 ways to proceed to Payment page –
 - a. Just after Preview page submission.
 - b. By clicking on 'Payment' button on Candidate Home page.
2. Tick all the boxes and click on 'Form' and click on 'Payment Gateway ICICI'.

Programme Selection (1) Personal Details (2) Academic Details (3) Other Details (4) Uploads (5) Preview (6) Payments (7)

Verify Details

Name	Demo
Gender	Male
Category	General
PwD Category	Not Applicable
Programme	Shiksha Shaastri(B.Ed.)
Amount To be Paid	1

VERIFY THE DETAILS BY CLICKING ON THE CHECKBOXES

- My Name is DEMO as per the Xth Marksheet/Certificate.
- My Date of Birth is 1-July-2000 as per the Xth Marksheet/Certificate.
- My Category is General.
- My Gender is Male.
- My Mother name is Alpha.
- Father's / Guardian's Name Beta.
- My address for correspondence is correct, which is Indira Nagar, Lucknow, Lucknow, Uttar Pradesh -226001, India
- I have rechecked all the information in the application form and upload fields.
- I have read all the guidelines and other related information about the admission.
- "I do hereby declare that all the statement made in the application are true, complete and correct to the best of my knowledge and belief. I am duly aware that in the event of any particulars or information furnished by me is found to be false/incorrect/incomplete or if i am found indulging in some unlawful act at any time during the course period, my candidature is liable to be summarily rejected/cancelled."Additionally undertaking for students whose results are awaited: "I, having been permitted to be provisionally admitted to University hereby undertake to produce the proof of having successfully qualified in the final qualifying examination with requisite percentage of marks if failing, I shall forthwith vacate the seat and shall have no claim for refund of fees already paid."

[Home \(Pay Later\)](#) [Payment Gateway ICICI](#)

3. Choose your preferred payment option and proceed accordingly. (image on next page)

Payment Mode

RTGS / NEFT

Net Banking

Debit Card

Credit Card

UPI

Transaction ID	230722157751577
Amount	Rs. 200
Convenience Fee	Rs. 0.00
GST	Rs. 0.00
TOTAL AMOUNT	Rs. 200.00

Mobile No : Email ID :

Payer Name : VPA :
[Verify](#) *

*Please provide the mobile number for transaction communication & viewing transaction history.

VPA QR Code

Brought to you by ICICI Bank

4. Print form.

Programme Applications

FORM NUMBER	PROGRAMME	DATE	STATUS	ACTION	RECEIPTS
TEMP2 [Temporary]			Not Paid / Not Submitted	Submit Application	
CSUPGCT0000001		2023-07-26 15:52:40 2023-07-26 15:52:40	Application Submitted		Print Form